

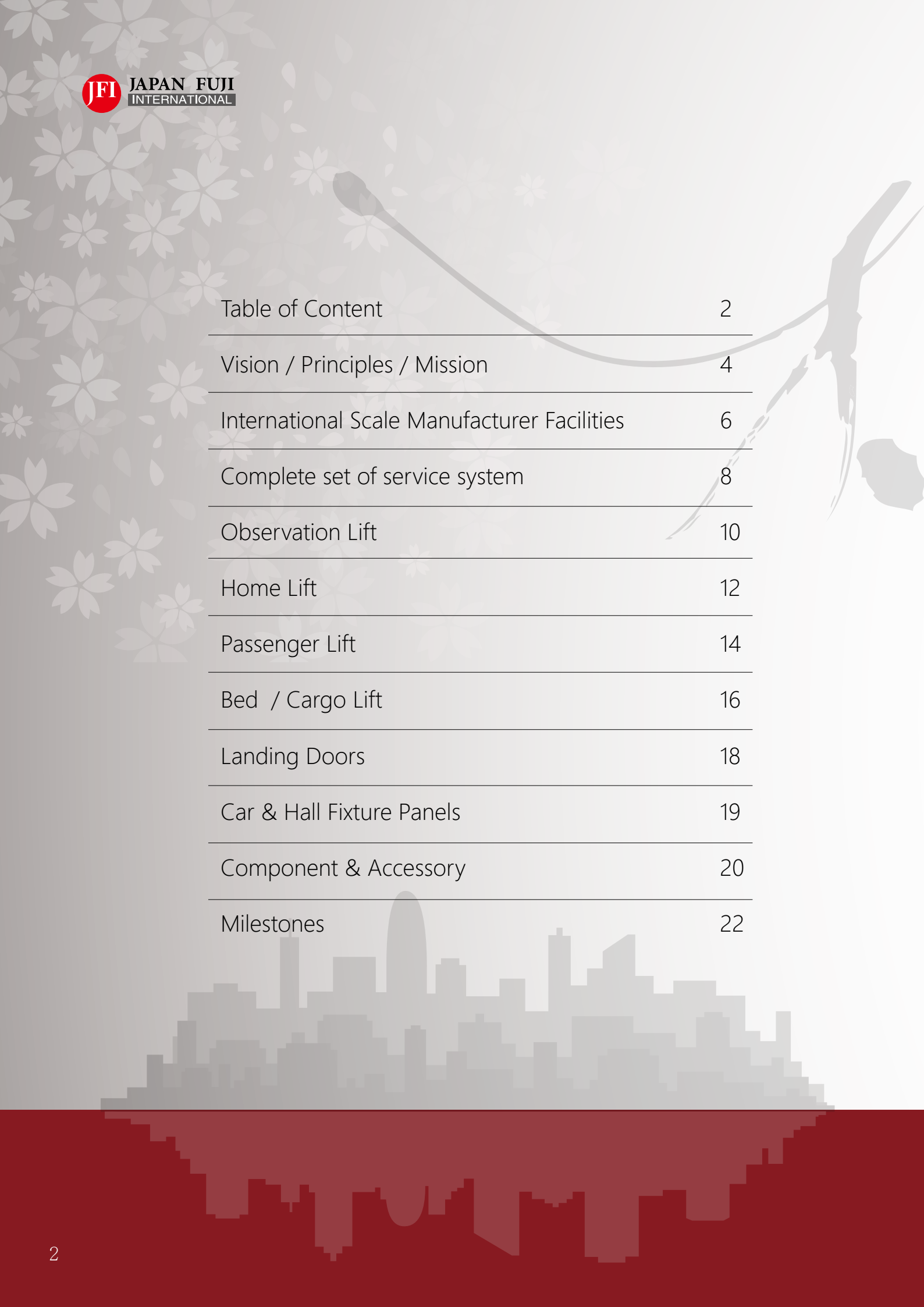


JAPAN FUJI
INTERNATIONAL



日本富士国際株式会社

Japan Fuji International Co., Ltd.

The background of the page features a light gray pattern of cherry blossoms on the left and a stylized city skyline at the bottom. A large, faint illustration of a crane is visible on the right side.

| | |
|---|----|
| Table of Content | 2 |
| Vision / Principles / Mission | 4 |
| International Scale Manufacturer Facilities | 6 |
| Complete set of service system | 8 |
| Observation Lift | 10 |
| Home Lift | 12 |
| Passenger Lift | 14 |
| Bed / Cargo Lift | 16 |
| Landing Doors | 18 |
| Car & Hall Fixture Panels | 19 |
| Component & Accessory | 20 |
| Milestones | 22 |



Japan Fuji International Is a professional provider of high quality elevators. To produce high quality elevators, we abide by the philosophies of, "Technical Leadership, Excellent Quality, and Service First."

Our product line encompasses various typed of elevators, including Home elevators, Passenger elevators, Observation elevators, Hospital elevators, Car elevators, Parking facilities and more. All of our products are the culmination of craftsmanship, technology, and aesthetics.

Vision / Principles / Mission



- **Vision**-The most Reliable vertical transportation provider
- **Principles**-Quality Service Teamwork Innovation
- **Mission**-To Satisfy our customers with all-in-one solution



AN ELEVATOR INNOVATOR



ABOUT US

Positioning

Base on the spiritual of craftsmanship of Japan, we keep pursuing excellence and success in order to provide the best quality elevators to the world.

Integrity is our most valuable assets.

It leads us to remain the position of the most reliable, remarkable and innovative elevator provider.

For realizing the best partnership, we insist on the guidance of a moral compass that ensures transparency, fairness and respect for all of our shareholders.

Business operation policy

Chasing better tomorrow

The continuous innovation for better safety and quality is the power to push our company go further, We will based on the the prinical of “always have the better solution” and “expertise is our pro and quality is our honor” to get the best result on quality, efficiency and delivery schedule,

Trust from customers

Trust is most important when we deal with our customers, we always treat customers as our family, based on this spirit then we can make better product to meet our customer’s daily request, and not only to win the trust from customers but also win the trust from all of the shareholder and employee of JFI,

Create profit

Profit is the must for company to survive, but also care about customer’s profit, since only our customer win the profit then company can get the same, and after company win the profit then it can share the profit with shareholder and employee, therefore all of the staff of JFI shall work together to get the company profit in order to share the profit together,



International Scale Manufacturer Facilities

Our philosophy is being serious, professional, committed, and insistent as we pursue the highest Durable of manufacture in the World.





The safety and comfort of our elevators is our primary concern. Pursuit of quality is a shared goal for all of our employees. In terms of hardware, we insist on the use of AMADA equipment , supplemented with computerbased production and a stringent quality system.



Complete set of service system.



Backed with the first-class technologies, rich management experiences and superior service, elevator provides scientifically maintain and strict quality control for the users of our products. Choosing elevator is same as selecting a complete set of service system.






Observation Lift

NEW TECHNOLOGY

NEW SOLUTION

NEW AGE

 ELEGANT REINFORCED
ALUMINIUM ALLOY SHAFT

The Benefit of Aluminium Alloy Shaft :

1. No need to add the concrete shaft structure. It saves you a lot of cost.
2. Easy and quick installation for new and old house. It does not interfere with your household life.
3. Little space is required for installation. Only 2.25m² is enough for installation.
4. It can be carried away when moving to a new house.
5. Unlike common sheet steel. The exterior aluminium alloy cladding looks elegant and decent. It can easily match with original upholstery.
6. It can become observation home lift by changing the exterior aluminium alloy cladding into glass to show your dignity.

PERFECT QUALITY WITH NO ANY COMPROMISE

Faced with rapid changes in the market, we stay on top of market trends and seek innovation and progress at all times. We aim to provide clients with the most suitable products through our professional perspective. Looking towards the future, we will continue to develop high quality, comprehensive elevators that fulfil both intuitive and technological demands. Not only will we provide customers with comfortable living spaces, we will progress towards our goal of becoming the “World’s No.1 Elevator Company”



ETOUCH-090-OUT EHLC-05



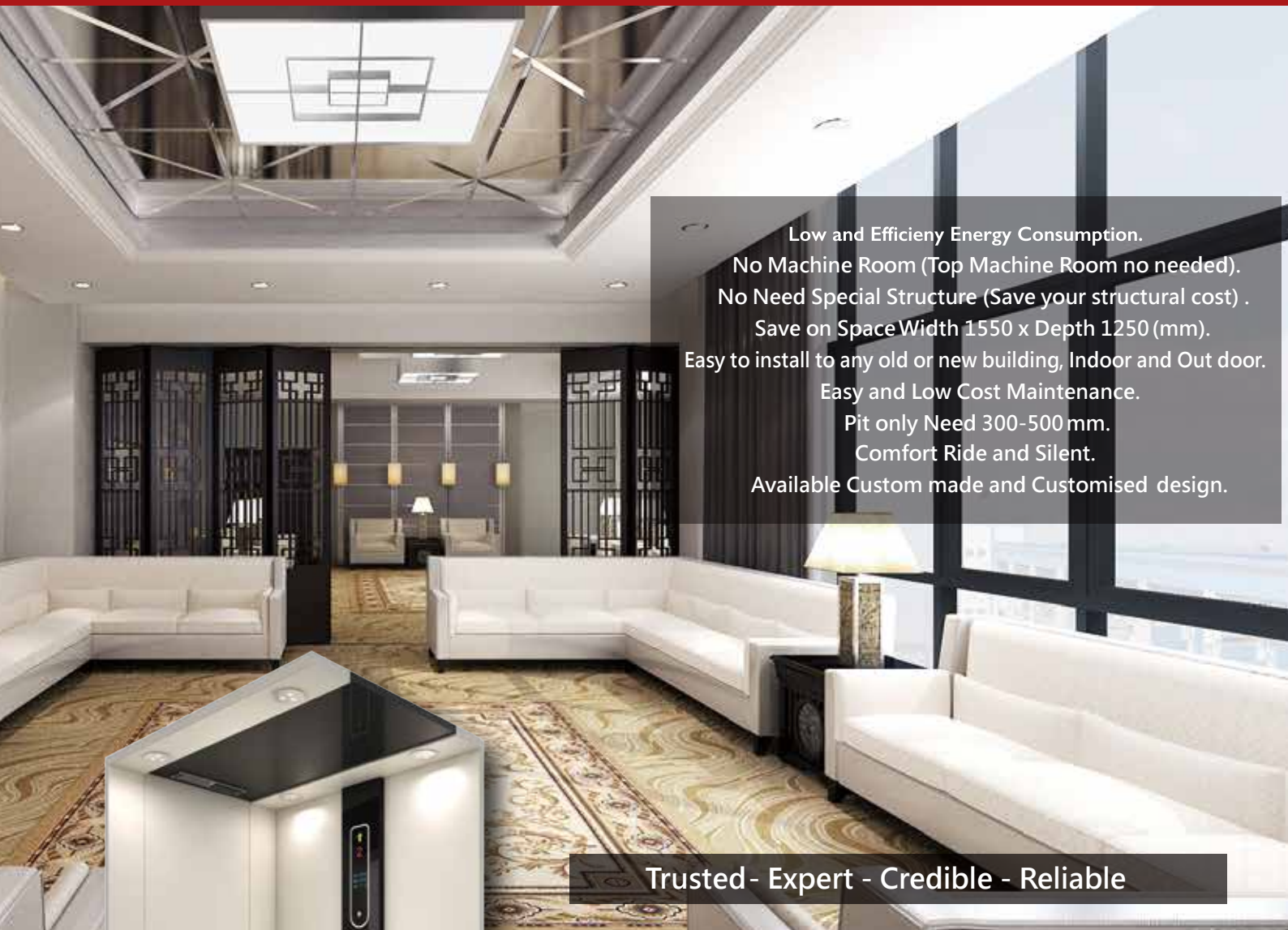
EHCL-104E



ESIM-07



Home Lift



Low and Efficiency Energy Consumption.
No Machine Room (Top Machine Room no needed).
No Need Special Structure (Save your structural cost) .
Save on Space Width 1550 x Depth 1250 (mm).
Easy to install to any old or new building, Indoor and Out door.
Easy and Low Cost Maintenance.
Pit only Need 300-500 mm.
Comfort Ride and Silent.
Available Custom made and Customised design.

Trusted - Expert - Credible - Reliable

Luxury & Premium Quality



Using VVF control System, presents steady and silent running.
With Modern design and sophisticated Material, Give you a luxury and Elegant riding experience



Available Other Premium and Luxury Cabin Interior Model (Optional)



Elevator Chair(Optional)



Streamlined conditioning, and comfortable ventilation

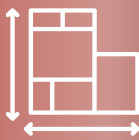


LED COP display



COP display

Save more Space



Available for old 、 new 、 concrete or wooden house, Elevator can be installed with the special aluminium alloy shaft under our company patent. It makes you feel safe, elegant, and economic.

Safety Design



Combine with advanced function and concise design, The home lift has passed the Japan standard repeatedly test and it comes with all the safety function.

- Safety Device prevents from Pinch
- Overload Detector
- Landing Door interlock device
- Speed Governor
- Emergency stop device
- Limit Switch and Buffer

Low Energy Consumption



It is lower than a microwave usage. And the lights and ventilation fan will shut off after a preset running time. It saves the energy for your house. With out technology the Energy could reduce 30% of electricity consumption.

Passenger Lift



Capacity: 450~2000kg

| | |
|----------|---|
| Ceiling | Mirror stainless steel / Titanium black mirror |
| Titanium | Titanium black mirror plate |
| Etching | Wide prestige style stainless steel with mirror etching |
| Floor | Marble finish |
| COP | Full length Titanium plate |



Available Other Premium and Luxury Cabin Interior Model (Optional)



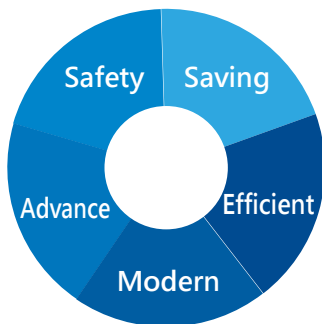
Streamlined conditioning,



COP Button



Exquisite handrail



MACHINE ROOMLESS Technology

With **Machine Roomless Technology**, all equipments are installed inside hoist-way. No space needed for machine room, which won't restrain the design of building.

- Cost saving on machine room.
- Short construction time.
- Limit on OH height is solved.
- Replace lift of hydraulic type.
- Noiseless and no vibration.
- Energy Saving Design.
- Feature with Earthquake Sensor (Seismic Sensor).

- Location of traction machine varies from design and customer's request.



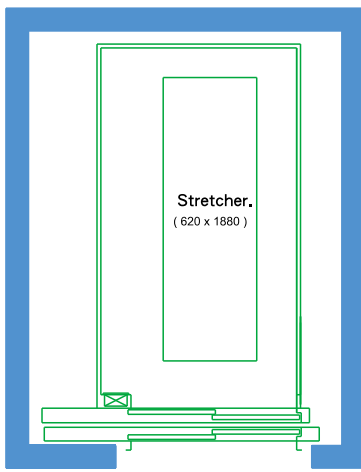
VVVF door Operator System

Bed Lift



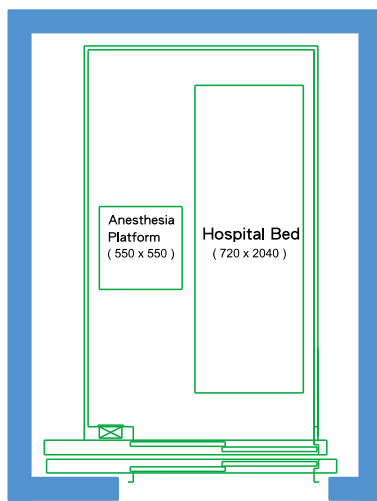
Bed Lift Design Feature

- Smooth and Sturdy Ride
- Gentle delivery of hospital bed
- Bright and Spacious
- Efficient and Reliable



B750

Capacity of medical equipment or one set of stretcher



B1000


Capacity of 2 sets of stretchers, or...
 *Single hospital bed(720*2040)+ anesthesia platform
 *Single hospital bed(1020*2300)





Cargo Lift Design Feature

Cargo Lifts, equipped with VVVF inverters, are provided with the advantage of high efficiency, high torque, and low noise. With the solid structural design, firm cabin, wide cabin door, smooth and safe operation, Cargo Liges are suitable for the freight delivery at factory, warehouse, station, and shopping mall...etc



Landing Doors



Big Glass Door



Full Glass Door



2S



CO



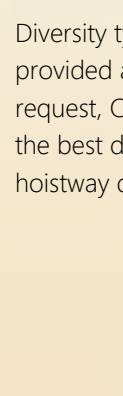
Narrow Door Jamb



Wide Door Jamb



Transom Jamb



Diversity type of landing door provided as per customers' request, Our Engineer can make the best design according to your hoistway dimension



2CO



3CO



3S



2U



3U

ISO 9001:2000 certificate and CE for locking device make this moving parts more safe and smoothly

Car & Hall Fixture Panels

HS01-EP01



HS06-EP02



HS08-EP06



HS03-EP05



HS06-EP07




HS08-EP08



HF-01



HP-04




HL-04



Elegant and sensitive COP / HOP including dot-matrix and LED. Which can give you new experience when you touch it.



CS01-EP01



CS06-EP02



CS05-EP04



CS03-EP05



CS09-EP09

Component & Accessory




Dual Brake Motor



UCMP

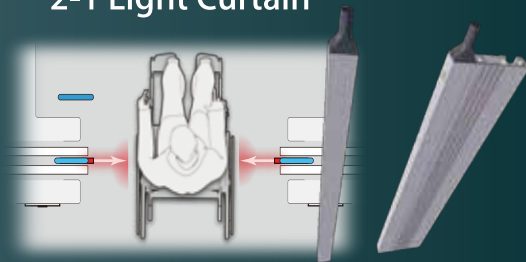
PM MOTOR



BROADCASTER

CONTROLLER

2-1 Light Curtain



Flood Detector Protection



GSM

Earthquake Sensor



Inverter






JAPAN FUJI
INTERNATIONAL

Design for your daily life

Safety features you can trust.
Low Noise, Low Vibration.
New decoration, attractive and decent.
Energy saving design.



Exclusive Elevator A/C



Elevator Chair



LED



Overload Warning



Control Panel



LED Floor Sill



TESAC
株式会社テザックワイヤロープ

MILESTONES





Dubai



Hongkong



Hongkong



Installation at noble mansion of Dubai



Singapore



Singapore



Singapore



JAPAN FUJI
INTERNATIONAL

For more information of JFI
Please visit

<http://www.fujilift.co.jp/>

Office address :

東京都港区三田一丁目2番18号TTDビル
1-2-18, Mita, Minato-ku, Tokyo, 108-0073, Japan

Email : info@fujilift.co.jp

TEL: +81-3-45780389

